

Glow Instructions

FORM-A-TREAD®

GLOW™

Cartridge Dispensing Instructions



Unscrew cap and remove plug

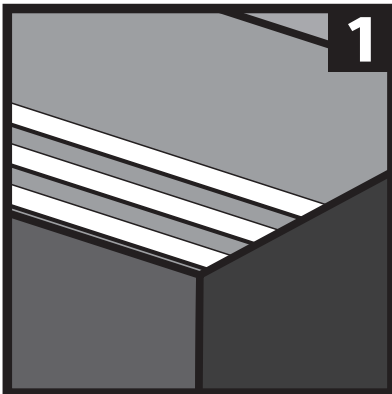


Dispense small amount until both sides dispense evenly

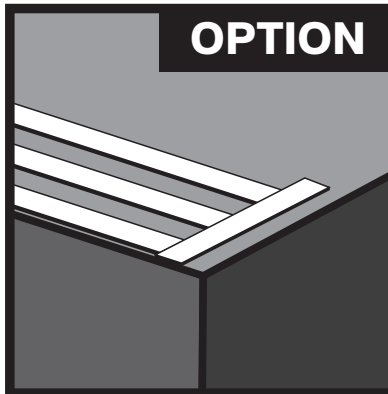


Attach mixing nozzle. Dispose first 2 inches of material.

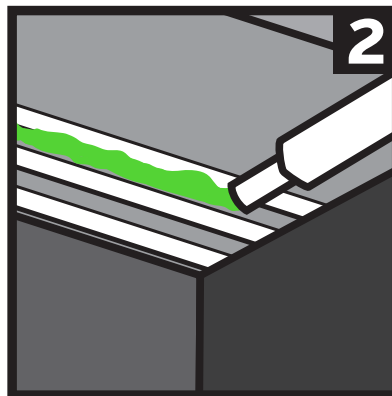
Installation Instructions



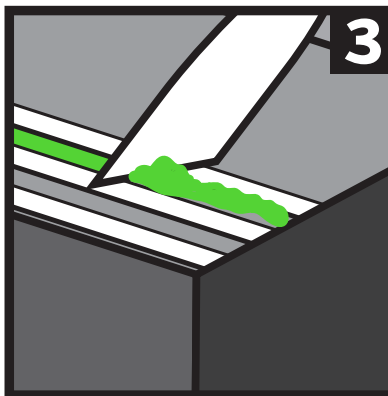
Apply Form Tape
[application to edge]



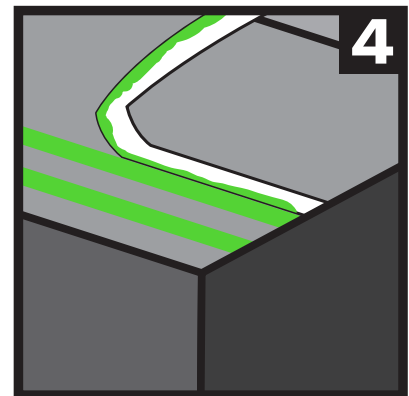
Apply Form Tape
[to form clean edge]



Apply epoxy between tape



Spread epoxy to level of tape



Remove tape within 1 hour



RGF Materials Company
PO Box 941, Phoenixville, PA 19460
www.Form-A-Tread.com | 610-994-2138