

# Overview

**FORM-A-TREAD®**

**GLOW™**



**DESCRIPTION:** Form-A-Tread® GLOW™ is a Patent Pending, Photoluminescent (Glow-in-the-Dark) and Slip Resistant epoxy that is easily applied to leading edges of steps, landings and any place where visibility in low light or emergency black out conditions are needed. GLOW incorporates slip resistant fillers to increase traction for pedestrians and vehicles. GLOW is 100% epoxy so delivers years of safety and durability in the most demanding environments. GLOW is ICC IBC 2009/NYC Buildings 2014 Construction Codes [Section 1024.4] Compliant and meets or exceeds the requirements of ASTM E 2072.

## Features/Benefits

- 100% Epoxy
- Lasts Years
- Easy to clean
- Superior Adhesion
- 5+ Hours Glow Time
- No Energy Consumption
- Increase Visibility and Traction



RGF Materials Company  
375 Morgan Street, Suite 1 - B, Phoenixville, PA 19460  
[www.Form-A-Tread.com](http://www.Form-A-Tread.com) | 610-994-2138

# Physical Properties

**FORM-A-TREAD®**

**GLOW™**

Physical Properties	ASTM	Value
Color [Part A]		Green Glow
Color [Part B]		Green Glow
Color [mixed]**		Green Glow
Consistency		Paste
Mix Ratio		1:1 by volume
Working Time*	CC881	15 Minutes
Full Cure Time*	CC881	12 Hours
Hardness, Shore D	D2240	70 [ +/-5]
Conductivity		None
Compressive Strength, 7 days	D695	10,000 psi
Specific Gravity, mixed		1.09 g/ml
Bond Strength	C882	1,500 psi
Temp. Resistance, Continuous		-20°F - 200°F
Temp. Resistance, Intermittent		Up to 250°F
% VOC	EPA Method 24	0

\*Based on testing at 75°F [24°C]

\*\*Safety colors also available

## Application Standards

Form-A-Tread® GLOW is ICC IBC 2009 / NYC Buildings 2014 Construction Code compliant and meets or exceeds the requirements of ASTM E 2072. Meets USDA requirements for use in federally inspected meat and poultry plants.

## Linear Coverage [feet]\*

Tread Width	254ml [8.6 fl.oz.]	400ml [13.6 fl.oz.]
0.5"	60'	110'
1.0"	33'	60'

\*Based on 1/32" thickness using Form Tape FT3315-03

## For Best Results

- Warm cartridge to a minimum of 75°F [24°C] before use.
- Clean and dry surface before application
- Use hi thrust [26:1] dispensing tool
- Remove Tape within 1 hour after applying epoxy
- Do not touch applied epoxy for 6 hours

## Additional Information

**Storage & Shelf Life:** 12 months when stored in unopened containers. Store between 40°F [4°C] and 95°F [35°C].

**Clean up:** Clean uncured material from tools and equipment with solvents such as xylene, toluene, MEK or acetone. Cured material is removed mechanically.

**Chemical Resistance:** Resistant to hydrocarbons, ketones, alcohols, esters, halocarbons, aqueous salt solutions and dilute acids and bases (chemical resistance chart available).

## Limited Warranty:

RGF Materials Company [RGF] warrants product to be of good quality and will replace or, at our election, refund the purchase price of any products proved to be defective. Satisfactory results depend not only upon quality products, but also upon many factors beyond our control. Therefore, except for such replacement or refund, RGF MAKES NO WARRANTY OR GUARANTEE, EXPRESSED OR IMPLIED, INCLUDING WARRANTIES OF FITNESS FOR A PARTICULAR PURPOSE RESPECTING ITS PRODUCTS, and RGF shall have no other liability with respect thereto. Any claim regarding product defect must be received in writing one (1) year from the date of shipment. No claim will be considered without such written notice or after the specified time interval. User shall determine the suitability of the products for the intended use and assume all risks and liability in connection therewith.



RGF Materials Company  
375 Morgan Street, Suite 1 - B, Phoenixville, PA 19460  
[www.Form-A-Tread.com](http://www.Form-A-Tread.com) | 610-994-2138

# Glow Instructions

**FORM-A-TREAD®**

**GLOW™**

## Cartridge Dispensing Instructions



Unscrew cap and remove plug

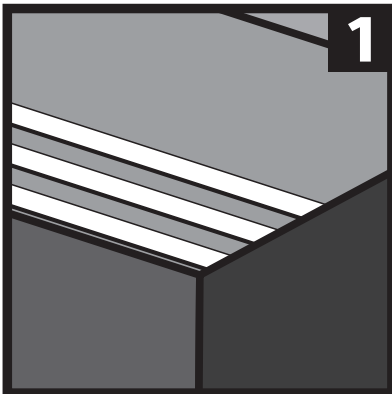


Dispense small amount until both sides dispense evenly

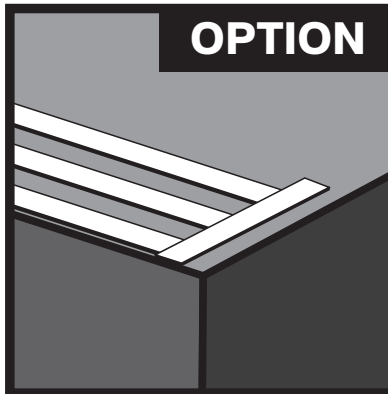


Attach mixing nozzle. Dispense first 2 inches of material.

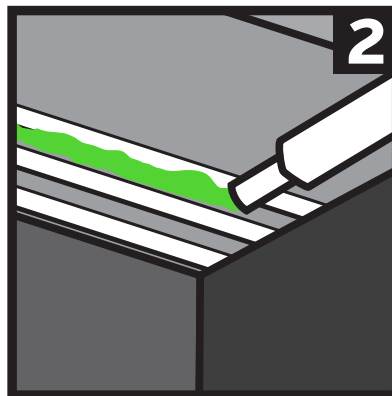
## Installation Instructions



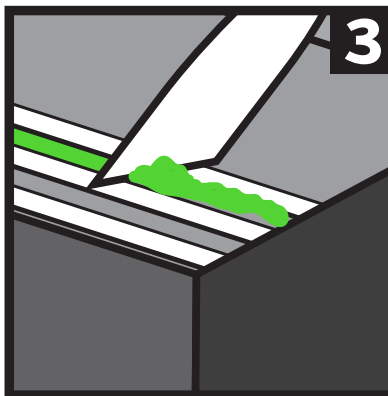
Apply Form Tape  
[application to edge]



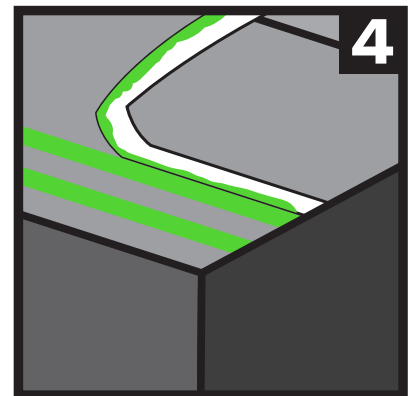
OPTION  
Apply Form Tape  
[to form clean edge]



Apply epoxy between tape



Spread epoxy to level of tape



Remove tape within 1 hour



RGF Materials Company  
375 Morgan Street, Suite 1 - B, Phoenixville, PA 19460  
[www.Form-A-Tread.com](http://www.Form-A-Tread.com) | 610-994-2138