


# Overview

**FORM-A-TREAD®**

**GLOW™**



**DESCRIPTION:** Form-A-Tread® GLOW™ is a Patent Pending, Photoluminescent (Glow-in-the-Dark) and Slip Resistant epoxy that is easily applied to leading edges of steps, landings and any place where visibility in emergency blackout conditions are needed. GLOW is a fast cure form-in-place epoxy paste containing slip resistant aggregate to increase traction. GLOW is 100% epoxy so delivers years of safety and durability in the most demanding environments. GLOW is **ICC IBC 2009/NYC Buildings 2014 Construction Codes** [Section 1024.4] Compliant and meets or exceeds the requirements of ASTM E 2072. GLOW is intended for indoor use.

## Features/Benefits

- 100% Epoxy
- Lasts Years
- Easy to clean
- Superior Adhesion
- 5+ Hours Glow Time
- No Energy Consumption
- Increase Visibility and Traction



RGF Materials Company  
375 Morgan Street, Suite 1 – B, Phoenixville, PA 19460 USA  
[www.Form-A-Tread.com](http://www.Form-A-Tread.com) | 610-994-2138  
[info@rgfmaterials.com](mailto:info@rgfmaterials.com)

# Physical Properties

**FORM-A-TREAD®****GLOW™**

Physical Properties	ASTM	Value
Color [Part A]		Green Glow
Color [Part B]		Green Glow
Color [mixed]		Green Glow
Consistency		Paste
Mix Ratio		1:1 by volume
Working Time*	CC881	15 Minutes
Full Cure Time*	CC881	2 Hours
Hardness, Shore D	D2240	70 [ +/-5]
Conductivity		None
Compressive Strength, 7 days	D695	10,000 psi
Specific Gravity, mixed		1.09 g/ml
Bond Strength	C882	1,500 psi
Temperature Resistance		-20°F - 200°F
% VOC	EPA Method 24	0

\*Based on testing at 75°F [24°C]

## Application Standards

Form-A-Tread® GLOW is ICC IBC 2009 / NYC Buildings 2014 Construction Code compliant and meets or exceeds the requirements of ASTM E 2072. Meets USDA requirements for use in federally inspected meat and poultry plants.

## Linear Coverage per Cartridge (ft.)\*

Tread Width	400ml (13.6 fl.oz.)
0.5"	80'-100'
1.0"	40'-50'

\*Based on 1/32" thickness using Form Tape FT3315-03. Coverage also varies depending on surface type and application thickness.

## For Best Results

- Warm cartridge to a minimum of 75°F [24°C] before use.
- Clean and dry surface before application
- Use hi thrust [26:1] dispensing tool
- Remove Form Tape within 30 minutes after applying epoxy
- Do not touch applied epoxy for 1 hour
- Use new Mix Nozzle for each cartridge

## Additional Information

**Storage & Shelf Life:** 12 months when stored in unopened containers. Store between 40°F [4°C] and 95°F [35°C].

**Clean up:** Clean uncured material from tools and surfaces with Heavy Duty Industrial Cleaning Wipes, denatured alcohol or mineral spirits. Cured material is removed mechanically.

**Chemical Resistance:** Resistant to hydrocarbons, ketones, alcohols, esters, halocarbons, aqueous salt solutions and dilute acids and bases (chemical resistance chart available).

## Limited Warranty:

RGF Materials Company [RGF] warrants product to be of good quality and will replace or, at our election, refund the purchase price of any products proved to be defective. Satisfactory results depend not only upon quality products, but also upon many factors beyond our control. Therefore, except for such replacement or refund, RGF MAKES NO WARRANTY OR GUARANTEE, EXPRESSED OR IMPLIED, INCLUDING WARRANTIES OF FITNESS FOR A PARTICULAR PURPOSE RESPECTING ITS PRODUCTS, and RGF shall have no other liability with respect thereto. Any claim regarding product defect must be received in writing one (1) year from the date of shipment. No claim will be considered without such written notice or after the specified time interval. User shall determine the suitability of the products for the intended use and assume all risks and liability in connection therewith.



RGF Materials Company  
375 Morgan Street, Suite 1 – B, Phoenixville, PA 19460 USA  
[www.Form-A-Tread.com](http://www.Form-A-Tread.com) | 610-994-2138  
[info@rgfmaterials.com](mailto:info@rgfmaterials.com)

# Glow Instructions

**FORM-A-TREAD®**

**GLOW™**

## Cartridge Dispensing Instructions



Unscrew cap and remove plug

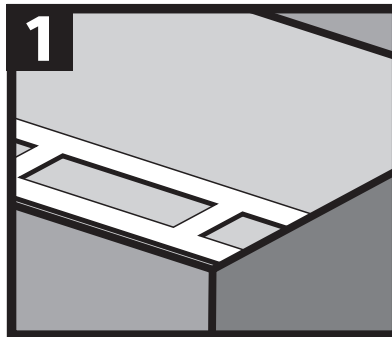


Dispense small amount until both sides dispense evenly

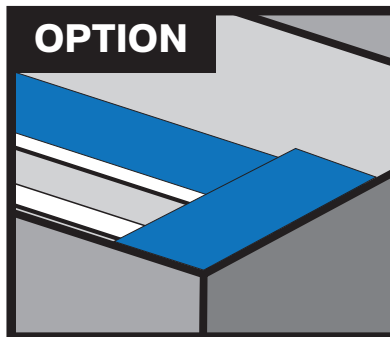


Screw on Mix Nozzle.  
Dispense and discard first 2 inches of material.

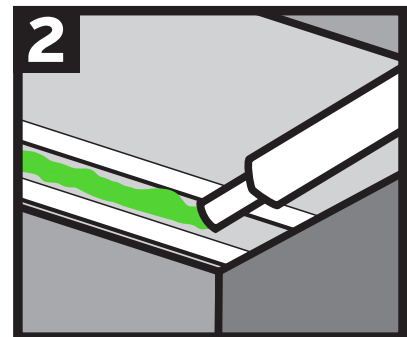
## Installation Instructions



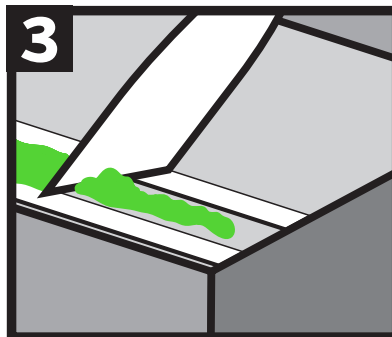
Apply EZ Form™ to desired tread location. Remove connecting tabs



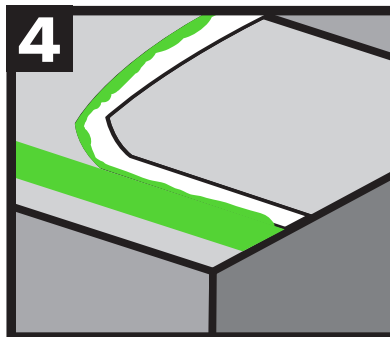
**OPTION**  
Apply painter's tape  
(to form a clean edge and for easier clean up)



Follow cartridge dispensing instructions and apply Form-A-Tread GLOW



Spread Form-A-Tread GLOW to the level of the EZ Form



Remove EZ Form within 30 minutes



RGF Materials Company  
375 Morgan Street, Suite 1 – B, Phoenixville, PA 19460 USA  
[www.Form-A-Tread.com](http://www.Form-A-Tread.com) | 610-994-2138  
[info@rgfmaterials.com](mailto:info@rgfmaterials.com)